



Sizing

Sizing.	DPC Circumference	
Infant	4 1/2" – 5 1/2"	(11 – 14cm)
Child	5 1/2" – 6 1/2"	(14 – 17cm)
Small	6" – 7"	(15 – 18cm)
Small Plus	6 1/2" – 7 1/4"	(17 – 18cm)
Medium	7" – 8"	(18 – 20cm)
Medium Plus	7 7/8" – 8 1/4"	(20 – 21cm)
Large	8" – 9"	(20 – 23cm)
Large Plus	8 1/4" – 9 1/2"	(21 – 24cm)
Extra Large	9" – 10"	(23 – 25cm)

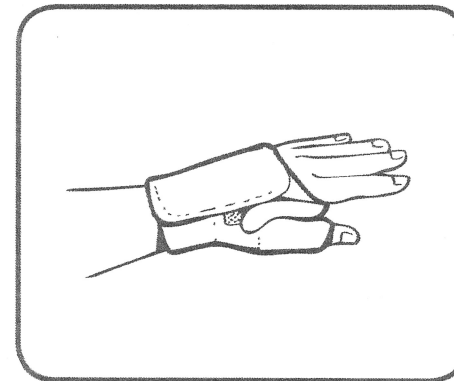
UK Distributor

Promedics
Orthopaedics Limited
Port Glasgow Industrial Estate,
Gareloch Road, Port Glasgow
Scotland, PA14 5XH

T: 01475 746400
F: 01475 746410
enquiries@promedics.co.uk
www.promedics.co.uk

PTRS

Procool Thumb Restriction Splint



A Jura Medical Product



Product description

- Unique contoured strap wraps around thumb CMC joint and first metacarpal giving direct CMC joint support, while allowing full finger function.
- Reinforced stitching at thumb allows splint to be trimmed below thumb MP joint

Use

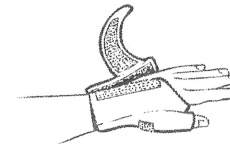
- For osteoarthritis
- For medial subluxation of thumb CMC joint
- For soft tissue injury due to repetitive motion

- Gentle compression to relieve thumb discomfort associated with CMC joint arthritis

Indications

- CMC joint arthritis
- CMC joint instability
- Tendinitis

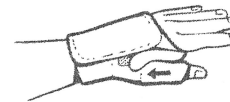
Fitting Instructions



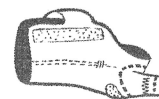
Slide the thumb into the thumb sleeve. Wrap the splint around the wrist and fasten the Velcro on top of the hand so that the brace feels comfortable



Align the strap over the dorsal CMC joint and fasten to the curved Velcro piece. Pull the CMC strap along the curved Velcro piece and around the CMC joint.



Place the strap through the thumb web space and fasten to the Velcro piece on top of the hand. Ensure the strap feels comfortable in the web space and trim strap if required



For greater thumb IP motion, cut along the volar thumb edge. If the thumb MP joint support is not required, cut off below the thumb web seam